

Fosgate
Audionics

HOME THEATER AUDIO

P O I N T Z E R O S E R I E S

F A 5 1 . 0

F A 6 1 . 0

F A 5 2 . 0

F A 6 2 . 0

M O N I T O R S Y S T E M

O W N E R ' S M A N U A L

Introduction

Thank you and congratulations on your purchase of the Point Zero series of monitors. The Point Zero series are two-way passive speakers primarily used for front stereo, center channel, or rear surround channel applications. They are designed for use with high quality Fosgate Audionics power amplifiers. These monitors are well suited for both home audio and home theater applications.

The FA51.0 and FA61.0 are optimized for front stereo and rear surround applications. The FA51.0 uses a 1" tweeter with a 5" driver and the FA61.0 uses a 1" tweeter with a 6" driver. The FA52.0 and FA62.0 are optimized for front stereo towers and center channel applications. The FA52.0 uses a single 1" with dual 5" drivers and the FA62.0 uses a single 1" with dual 6" drivers. Although some models have been optimized for certain applications, all models are designed to voice at the same level.

Although the Fosgate Audionics monitors are passive models they have technical circuitry and features that ensure excellent sound quality in every application. Crossover design is a 24dB/octave Linkwitz Riley that filters high frequencies to the tweeter and low frequencies to the woofer. The 6" driver utilizes a Zobel network to extend the high frequency range and a parallel conjugate network to maintain Minimal Impedance Deviation (MID). The tweeter circuit also incorporates optical protection for "overload" protection and a 0dB/-3dB tweeter pad to match the tweeter level to the midrange for the best balance in sound.

Combine the Ebony Ash Vinyl finish with the technical features and you'll see the Point Zero series provide the home theater enthusiast with loud levels, excellent sonic quality, and wide dynamic range, with excellent power handling and a stylish look.

Table of Contents

INTRODUCTION.....1

TABLE of CONTENTS2

PERFORMANCE SPECIFICATIONS.....3

TECHNICAL DESIGN FEATURES.....4

INSTALLATION

 Typical Studio Installations.....5

 High Performance Home Theater Installations.....5

 Location.....6

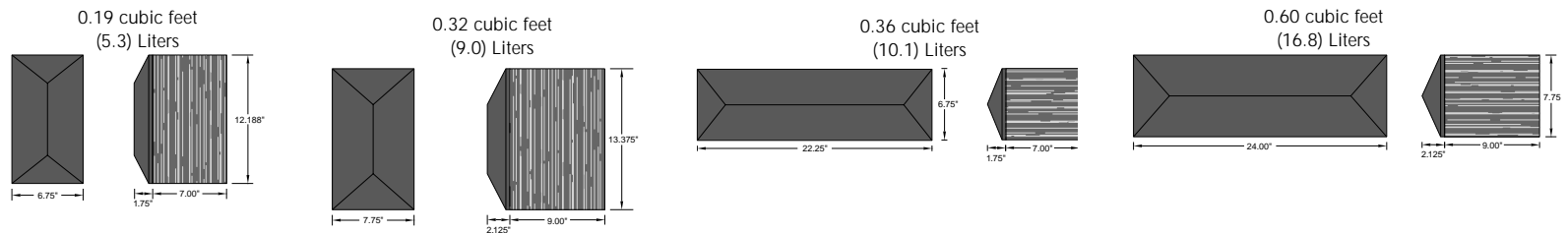
SERVICE POLICY & LIMITED WARRANTY.....7

SAFETY PRECAUTIONS.....8

Performance Specifications


	FA51.0	FA61.0	FA52.0	FA62.0
System Type	Passive 4th Order Vented 2-way	Passive 4th Order Vented 2-way	Passive 4th Order Vented 2-way D'Appolito Array	Passive 4th Order Vented D'Appolito Array
Free Field Frequency Response	70Hz-21kHz, +\ - 3dB	60Hz-21kHz, +\ - 3dB	70Hz-21kHz, +\ - 3dB	60Hz-21kHz, +\ - 3dB
Nominal Impedance	6 Ohms*	6 Ohms*	6 Ohms*	6 Ohms*
Minimum Impedance	6 Ohms	6 Ohms	6 Ohms	6 Ohms
Power Rating	200W Peak	200 W Peak	200W Peak	200 W Peak
Sensitivity	>89dB (w/2.83 vrms @1m)	>90dB (w/2.83 vrms @1m)	>92dB (w/2.83 vrms @1m)	>93dB (w/2.83 vrms @1m)
Peak Acoustic Output	>110dB (per pair w/music @ 1m)	>110dB (per pair w/music @ 1m)	>110dB (per pair w/music @ 1m)	>110dB (per pair w/music @ 1m)
Total Harmonic Distortion	<3%, 70Hz-150Hz <1%, >150Hz at 90dB @ 1m on axis	<3%, 60Hz-150Hz <1%, >150Hz at 90dB @ 1m on axis	<3%, 70Hz-150Hz <1%, >150Hz at 90dB @ 1m on axis	<3%, 60-150Hz <1%, >150Hz at 90dB @ 1m on axis
High Frequency Driver	1" (25mm) Silk Dome	1" (25mm) Silk Dome	1" (25mm) Silk Dome	1" (25mm) Silk Dome
Low Frequency Driver	5.25" (133mm) Polypropylene Cone Full Magnetic Shielding	6.5" (165mm) Polypropylene Cone Full Magnetic Shielding	5.25" (133mm) Polypropylene Cone Full Magnetic Shielding	6.5" (165mm) Polypropylene Cone Full Magnetic Shielding
Cabinet	0.19 cu. Ft. (5.3 liter) Ebony Ash Vinyl on 5/8" MDF Front Firing Vent	0.32 cu. Ft. (9.0 liter) Ebony Ash Vinyl on 3/4" MDF Front Firing Vent	0.36 cu. Ft. (10.1 liter) Ebony Ash Vinyl on 3/4" MDF Front Firing Vents	0.60cu. Ft. (16.8 liter) Ebony Ash Vinyl on 3/4" MDF Front Firing Vents
Crossover	4th Order Linkwitz-Riley at 3.2kHz Woofer Mid Frequency Notch Filter Woofer High Frequency Zobel Optical Tweeter Protection User Selectable -3dB L-Pad	4th Order Linkwitz-Riley at 3.2kHz Woofer Mid Frequency Notch Filter Woofer High Frequency Zobel Optical Tweeter Protection User Selectable -3dB L-Pad	4th Order Linkwitz-Riley at 3.2kHz Woofer Mid Frequency Notch Filter Woofer High Frequency Zobel Optical Tweeter Protection User Selectable -3dB L-Pad	4th Order Linkwitz-Riley at 3.2kHz Woofer Mid Frequency Notch Filter Woofer High Frequency Zobel Optical Tweeter Protection User Selectable -3dB L-pad
Input	Gold 5-way Inputs	Gold 5-way Inputs	Gold 5-way Inputs	Gold 5-way Inputs
Dimensions	6 ³ / ₄ "W x 12 ³ / ₁₆ "H x 7"D	7 ³ / ₄ "W x 13 ³ / ₈ "H x 9"D	22 ¹ / ₄ "W x 6 ³ / ₄ "H x 7"D	24"W x 7 ³ / ₄ "H x 9"D
Weight	10 lbs	15 lbs	21 lbs	27 lbs

* Impedance compatible with an 8Ω output amplifier




Design Features



FA51.0





FA61.0



FA52.0



FA62.0

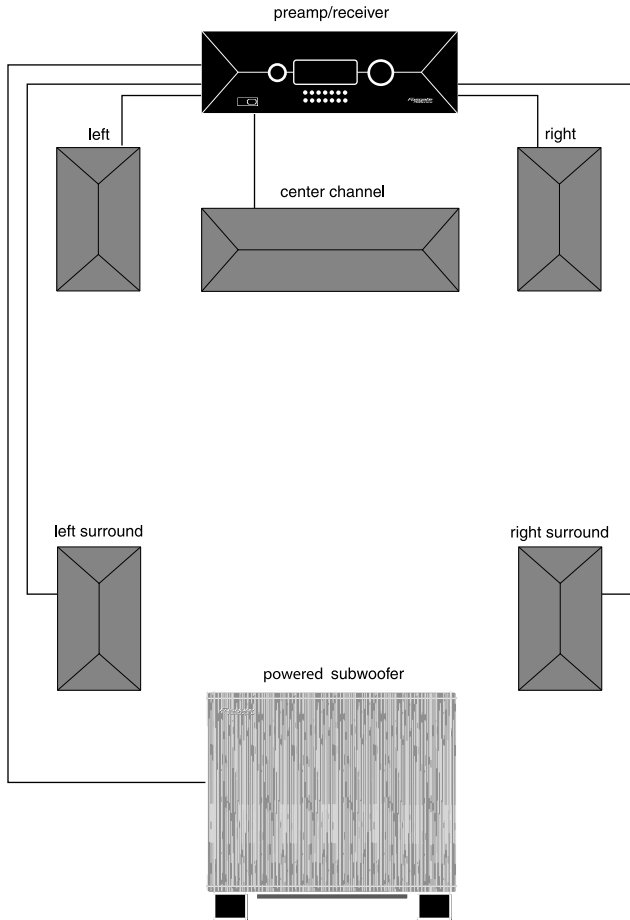


1. 1" High Frequency Driver
2. Wave Guide
3. 0db/-3db Tweeter Pad
4. Low Frequency Driver
5. Low Frequency Vent
6. Input Terminals (+) and (-)

Installation

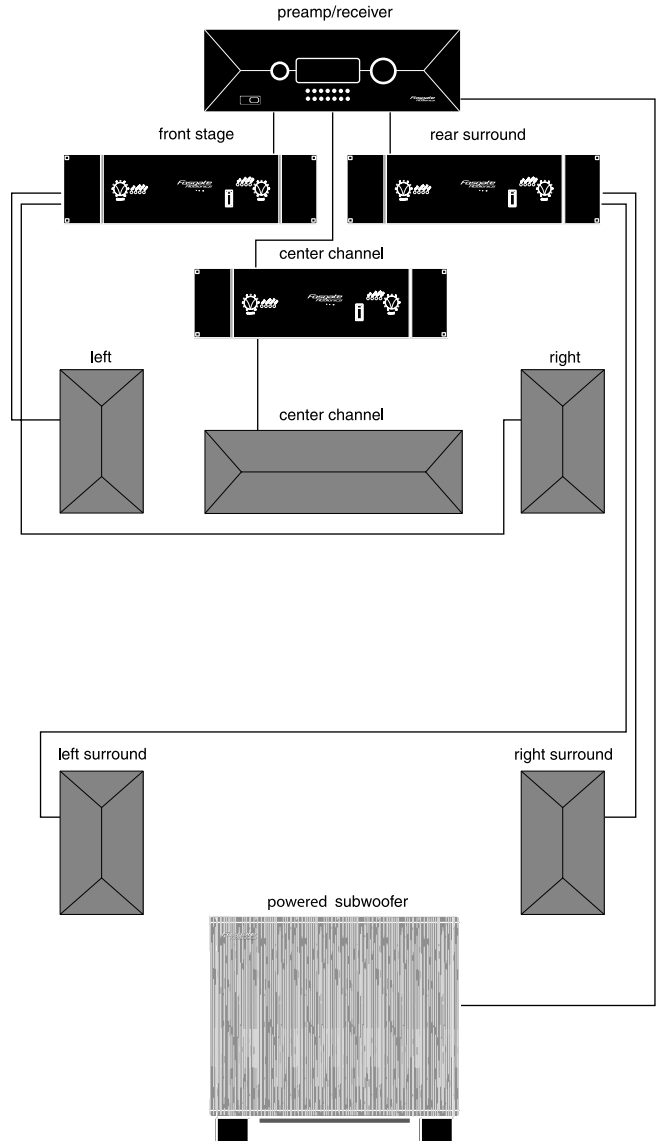
Typical Home Theater System

This system uses a receiver that has built-in amplification



High Performance Home Theater System

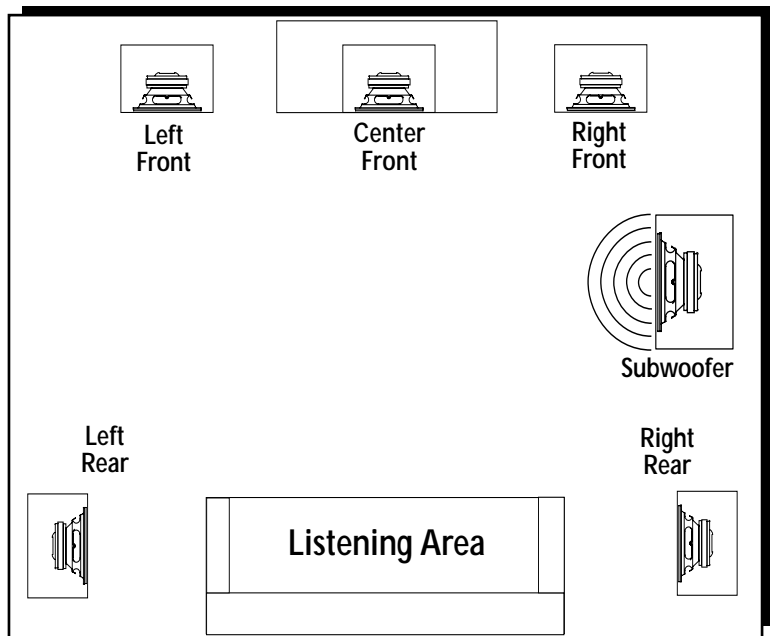
This system uses a receiver with dedicated amplification



Installation

Home Theater Installations

Home Theater installations are typically medium sized living rooms or game rooms that have large, flat walls. Acoustics in this type of installation can have a big effect on the SPL (Sound Pressure Level) and f_3 (low frequency cut-off) of the subwoofer because the walls are very reflective. The only elements in these installations that acoustically “absorb” sounds are furniture and carpet. Dramatic “Boundary Loading” can be achieved by locating the subwoofer under a table, next to a wall or in a corner (FIG. 4), thus increasing SPL and lowering the f_3 of the subwoofer system. Locating the subwoofer in the middle of the room or in a large open area where there are few reflective surfaces will cause a decrease in SPL and an increase in f_3 and standing waves. Experiment with different locations in the room to determine which type of bass response works best in your home theater. Example; place the subwoofer in the listening area, listen to the subwoofer while standing in different locations in the room. Locations that you hear the most accurate and smoothest bass response would be a good location to place the subwoofer.



Location

The size of the room used for your Home Theater can have a significant effect on the bass response of your system. Since many movies exaggerate explosions, earthquakes, and other low frequency effects, a high demand on the subwoofer system is required. Your Fosgate Audionics subwoofer is specially designed for these high levels of excursion and linearity. In order to get the most out of your subwoofer, Fosgate Audionics has documented the Home Theater installation.

Service Policy and Limited Warranty

Rockford Corporation (Fosgate Audionics Division) offers a limited warranty on Fosgate Audionics products on the following terms:

- **Length of Warranty**

5 year on Monitors

- **What is Covered**

This warranty applies only to products sold to the original owner and is non-transferable. This warranty only applies to units sold in the continental United States. You are required to have a copy of the receipt stating the customer's name, dealer name, product purchased and date of purchase.

- **Products found to be defective during the warranty period** will be repaired or replaced (with product deemed to be equivalent) at Fosgate Audionics' discretion.

- **What is NOT Covered**

1. Damage caused by accident, abuse, improper operations, water, theft
2. Service performed by anyone other than Fosgate Audionics or an Authorized Fosgate Audionics service center
3. Any product purchased outside the United States (please contact your local dealer)
4. Shipping charges to get the unit to Fosgate Audionics
5. Any product which has had the serial number defaced, altered, or removed

- **Limit on Implied Warranties**

Any implied warranties including warranties of fitness for use and merchantability are limited in duration to the period of the express warranty set forth above. Some states do not allow limitations on the length of an implied warranty, so this limitation may not apply. No person is authorized to assume for Fosgate Audionics any other liability in connection with the sale of the product.

- **How to obtain service or technical support**

Please call 1-866-777-7282 for Rockford/Fosgate Audionics support. You must obtain an RA # (return authorization number) to return any products to Fosgate Audionics. You are responsible for shipment of product to Fosgate Audionics.

**Rockford Corporation
Fosgate Audionics Division
2055 E. 5th Street
Tempe, Arizona 85281**

NOTICE - IMPORTANT SAFETY INFORMATION



**WARNING: TO PREVENT FIRE OR SHOCK HAZARD
DO NOT EXPOSE THIS EQUIPMENT TO RAIN OR MOISTURE.**

1. Read Instructions

All the safety and operating instructions of your Fosgate Audionics equipment should be read before power is applied to the equipment.

2. Retain Owner's Manual

These safety and operating instructions should be retained for future reference.

3. HEED WARNINGS

All warnings on the equipment and in the operating instructions are important and should be followed.

4. FOLLOW INSTRUCTIONS

All operating and use instructions are important and should be followed.

5. HEAT

The equipment should be kept away from areas of high temperature, i.e., heater vents, radiators, stoves/ovens, fireplaces, etc.

6. VENTILATION

The equipment should be used in an area suitable for proper ventilation. Care should be taken not to impede airflow in and around the cabinet.

7. WATER AND MOISTURE

The equipment should not be used in or around water, such as a bathtub, sink, or swimming area. Also, the equipment should not be used in areas prone to flooding, such as a basement.

8. CLEANING

The equipment should be cleaned only as detailed in the operating instructions.

The lightning flash with arrowhead symbol within an equilateral triangle is intended to alert the user to the presence of uninsulated "dangerous voltage" within the product's enclosure, that may be of sufficient magnitude to constitute a risk of electric shock to persons.

The exclamation point within an equilateral triangle is intended to alert the user of the presence of important operating and maintenance (servicing) instructions in the literature accompanying the appliance.

9. OBJECT AND LIQUID ENTRY

Care should be taken so that objects and/or liquids, such as cleaning fluids or beverages, are not spilled into the enclosure of the equipment.

10. DAMAGE REQUIRING SERVICE

Fosgate Audionics equipment should be serviced by qualified service personnel when:

A. Objects have fallen onto, or liquid has been spilled into the equipment, or

B. The equipment has been exposed to rain, or

C. The equipment does not appear to operate normally or exhibits a marked change in performance, or

D. The equipment has been dropped, or the enclosure has been damaged.

11. SERVICING

The user should not attempt to service the equipment beyond that which is described in the operating instructions. All other service should be referred to qualified service personnel.

12. CARTS AND STANDS

The equipment should be used with carts or stands only of sufficient strength and stability for the use intended.

An equipment and cart combination should be moved with care. Quick stops and starts, excessive force, and uneven surfaces may cause the equipment and cart combination to topple.

ADVERTENCIA – INFORMACION DE SEGURIDAD IMPORTANTE



PRECAUCIONES:

Para Prevenir el incendio o la descarga eléctrica, no exponer este equipo a la lluvia o a la humedad

1.LEA LAS INSTRUCCIONES

Todas las instrucciones de seguridad y operación de su equipo Fosgate Audionics, deben ser leídas antes de que el equipo sea conectado eléctricamente.

2.CONSERVE EL MANUAL DEL PROPIETARIO

Estas instrucciones de seguridad y operación, deben ser conservadas para futuras referencias.

3.CUADROS DE ADVERTENCIAS

Todas las advertencias en el equipo y en las instrucciones de operación, son importantes y deben ser seguidas.

4.SIGA LAS INSTRUCCIONES

Todas las instrucciones de uso y operación son importantes y deben ser seguidas.

5.CALOR

El equipo debe ser mantenido lejos de áreas de alta temperatura, como por ejemplo: ventilaciones de calentadores, radiadores, estufas/hornos, hogueras, etc.

6.VENTILACION

El equip debe ser usado en áreas con ventilación adecuada. Deben er tornadas las precauciones necesarias para no impedir el flujo de aire dentro y alrededor del aparato.

7.AGUA Y HUMEDAD

El equipo no debe ser usado en el agua ó alrededor de ésta, tales como en una bañera, tanque o áreas de nado. También, el equipo no debe ser usado en áreas propensas a inundaciones, tales como en un sótano.

8.LIMPIEZA

El equip debe ser limpiado solo en la forma que se detalla en las instrucciones de operación.

El símbolo de flecha relámpago dentro de un triángulo equilátero, es para alertar al usuario de la presencia de "voltajes peligrosos" no aislados en el interior del aparato, los cuales pueden ser de suficiente magnitud para constituir un riesgo de choque eléctrico a las personas.

El símbolo de exclamación dentro de un triángulo equilátero, es para alertar al usuario de la presencia de instrucciones importantes de operación y mantenimiento (servicio) en la documentación que acompaña al equipo.

9.INTRODUCCIÓN DE OBJETOS Y LIQUIDO

Deben ser tornadas precauciones con el fin de que objetos y/ó líquidos, tales como fluidos de limpieza y gaseosas, no sean derramados dentro del chasis del aparato.

10.DAÑOS QUE REQUIEREN DE SERVICIO

Los equipos Fosgate Audionics deben ser llevados a servicio por personal calificado cuando:

A.Objetos ó líquido hayan sido introducidos ó deramado en el equipo, ó

B.El equipo haya sido expuesto a lluvia, ó

D.El equipo aparenta no operar normalmente ó exhibe un marcado cambio en su desempeño, ó

E.El equipo se ha caído, o el chasis ha sido golpeado.

11.SERVICIO

El usuario no deberá intentar darle servicio al equipo más allá de lo que está descrito en el instructivo de operación. Todo lo demás, deberá ser referido a servicio por personal calificado.

12.CARRETILLAS Y SOPORTES

El equipo podrá ser usado con carretillas y soportes que tengan la fortaleza y estabilidad suficiente para el uso previsto.

La combinación equipo/carretilla deberá ser movida con cuidado. Rápidas paradas y arranques, excesiva fuerza y superficies imparejas, pueden causar el volcamiento del conjunto de carretilla/equipo.

ATTENTION: INFORMATIONS IMPORTANTES DE SÉCURITÉ



AVERTISSEMENT:

Afin de prévenir les risques de feu ou de choc, ne pas exposer cet appareil à la pluie ou à l'humidité

La lumière clignotante du symbole de la flèche à l'intérieur d'un triangle équilatéral, à pour objet d'alerter l'utilisateur de la présence "d'un voltage dangereux" non-isolé à l'intérieur du produit, qui pourrait être de magnitude suffisante au risque d'électrocution.

Le point d'exclamation, à l'intérieur d'un triangle équilatéral, à pour objet de prévenir l'utilisateur de l'importance des instructions de fonctionnement et de maintenance, jointes à l'appareil.

1. LIRE LES INSTRUCTIONS

Le mode d'emploi et les mesures de sécurité de votre équipement Fosgate Audionics devraient être consultés avant sa mise en marche.

2. CONSERVER LE GUIDE DE L'UTILISATEUR

Le mode d'emploi et les mesures de sécurité devraient être conservés pour des références futures.

3. CONSIDÉRATIONS DE MISE EN GARDE

Le mode d'emploi et les mises en garde concernant cet équipement sont de grande importance et devraient être suivis.

4. SUIVRE LE MODE D'EMPLOI

Le mode d'emploi et les conseils d'utilisation sont importants et devraient être suivis.

5. CHALEUR

Le matériel devrait être préservé loin de toute source de chaleur: radiateurs, cuisinière/fours, cheminées,...etc.

6. VENTILATION

Le matériel devrait être utilisé dans un endroit à bonne ventilation. Il reste nécessaire de respecter la circulation de flux d'air à l'intérieur et autour du meuble.

7. EAU ET HUMIDITÉ

Le matériel ne devrait pas être utilisé près d'une source d'eau, telle qu'une baignoire, un évier, ou une aire de baignade. De plus, le matériel ne devrait pas être utilisé dans des lieux sujets aux inondations, tels que les sous-sols.

8. NETTOYAGE

Le matériel devrait être nettoyé en respectant les instructions indiquées.

9. PÉNÉTRATION DES LIQUIDES

Une attention particulière est exigée quant à la dispersion de liquides tels que les produits de nettoyage et boissons, de façon à éviter toute pénétration dans l'enceinte du matériel.

10. DÉGÂT NÉCESSITANT UNE RÉVISION

Le matériel Fosgate Audionics devrait être révisé par des personnes qualifiées de service après-vente, lorsque:

A. Des objets sont tombés sur le matériel, ou des liquides s'y sont dispersés, ou:

B. Le matériel a été exposé à la pluie, ou:

C. Le matériel ne semble pas fonctionner correctement, ou affiche un changement de performance, ou:

D. Le matériel a été renversé à terre, ou l'enceinte a été endommagée.

11. RÉVISION

L'utilisateur ne devrait pas essayer de réviser le matériel en allant plus loin que ce qui a été décrit dans le mode d'emploi. Toute autre révision devrait être confiée à un personnel qualifié.

12. CHARRIOTS ET MEUBLES

Le matériel devrait être utilisé avec des charriots et meubles de qualité et stabilité suffisante à son utilisation préconçue.

L'ensemble du matériel et du charriot devrait être déplacé avec précaution. Des mises en marche et arrêts brusques, des collisions excessives ainsi que des surfaces inégales peuvent renverser l'ensemble du matériel et du charriot.

ACHTUNG – WICHTIGE SICHERHEITS – INFORMATIONEN



WARNUNG:

Um die Gefahr eines Elektroschocks oder Feuer zu vermeiden, setzen Sie das Gerät keinem Regen oder

Der Blitz mit dem Pfeil, in einem gleichschenkligen Dreieck, soll den Benutzer vor unisoliertem "gefährlicher Spannung" innerhalb des Gerätes warnen.

Das Ausrufezeichen, in einem gleichschenkligen Dreieck, soll den Benutzer darauf aufmerksam machen, dass dem Gerät wichtige Operations- und Service-Informationen beigelegt sind.

1. INSTRUKTIONEN LESEN

Alle Sicherheits- und Operationshinweise Ihres Fosgate Audionics Equipments sollten vor der Inbetriebnahme gelesen werden.

2. BETRIEBSANLEITUNG AUFBEWAHREN

Bewahren Sie die Bedienungsanleitung sorgfältig auf, damit Sie in dieser auch in Zukunft nachschlagen können.

3. WARNUNGEN BEACHTEN

Alle Warnungen des Gerätes und der Bedienungsanleitung sind extrem wichtig und müssen befolgt werden.

4. INSTRUKTIONEN BEACHTEN

Alle Operations- und Gebrauchshinweise sind extrem wichtig und müssen beachtet werden.

5. HITZE

Das Equipment sollte fern von Hitze ausstrahlenden Geräten aufgestellt werden, wie z.B. Heizungen, Öfen etc.

6. VENTILATION

Das Equipment sollte so aufgestellt werden, dass eine ausreichende Ventilation gewährt wird.

7. WASSER UND FEUCHTIGKEIT

Das Equipment sollte nicht im oder in der Nähe von Wasser benutzt werden, wie z.B. in Schwimmbädern, Saunen etc. Es sollte ebenfalls nicht in Überschwemmungsgefährdeten Gebieten aufgestellt werden, wie z.B. Kellerräumen.

8. REINIGEN

Reinigen Sie das Gerät nur, wie in der Bedienungsanleitung detailliert beschrieben.

9. EINDRINGEN VON FREMDKÖRPERN

Achten Sie darauf, dass weder Fremdkörper, noch Flüssigkeiten in das Gerät eindringen.

10. ERFORDERLICHER REPARATURSERVICE

Fosgate Audionics Equipment sollte nur von qualifizierten Service-Technikern instand gesetzt werden, wenn:

- A. Eine Flüssigkeit in das Gerät eingedrungen ist
- B. Das Gerät Regen ausgesetzt wurde
- C. Das Gerät nicht mehr ordnungsgemäß funktioniert, ggf. nicht mehr die volle Leistung abgibt
- D. Das Gerät runtergefallen ist oder das Gehäuse beschädigt wurde

11. SERVICE

Der Benutzer sollte nur den Service ausführen, der in der Bedienungsanleitung für den Benutzer freigegeben wird. Den weiterführenden Service sollte nur von qualifizierten Technikern durchgeführt werden.

12. AUFSTELLUNG

Das Equipment sollte so aufgestellt werden, dass der gewählte Untergrund die erforderliche Stabilität aufweist, so dass eine gefahrlose Benutzung gewährleistet wird.

Das Equipment und der Untergrund sollte mit äußerster Vorsicht bewegt werden. Bei schnellen Bewegungen oder starkem Abbremsen, kann es zum Umkippen des Equipments kommen.

NOTARE – IMPORTANTI INFORMAZIONI SULLA SICUREZZA



ATTENZIONE:

Per prevenire incendio scariche elettriche, non esporre questo apparato a pioggia o umidità.

Il simbolo del fulmine in un triangolo equilatero vuole avvertire della presenza di tensioni elevate non isolate e di valore sufficiente per costituire rischio di shock elettrico alle persone.

Il punto esclamativo contenuto in un triangolo equilatero vuole avvertire l'utente della presenza di parti di servizio e di manutenzione che sono dettagliate nel manuale di istruzioni.

1.LEGGETE LE ISTRUZIONI

Tutte le istruzioni riguardanti la sicurezza ed il funzionamento devono essere lette prima di applicare tensione all'apparato.

2.CONSERVATE IL MANUALE

Queste istruzioni riguardanti la sicurezza ed il funzionamento devono essere conservate come riferimento futuro.

3.AVVERTENZE

Tutte le avvertenze poste sull'apparato e sul libretto di istruzioni sono importanti e devono essere seguite.

4.SEGUIRE LE ISTRUZIONI

Tutte le istruzioni operative e di funzionamento devono essere seguite.

5.TEMPERATURA

L'apparato deve essere mantenuto lontano da tutte le zone ad alta temperatura, termosifoni, termoconvettori, stufe e forni, caminetti ed altro.

6.VENTILAZIONE

L'apparato deve essere posizionato in aree convenienti per una corretta ventilazione. Prestare attenzione che sia consentita circolazione d'aria attorno e dentro il cabinet.

7.ACQUA E POLVERE

L'apparato deve essere posizionato lontano da zone contenenti acqua, come vasche a bagno, acquari e piscine. Inoltre non deve essere impiegato in aree soggette ad allagamento, come le cantine.

8.PULIZIA

L'apparato deve essere pulito solo come indicato dalle istruzioni.

9.INGRESSO DI OGGETTI E LIQUIDI

Si deve prestar attenzione che oggetti e liquidi, come fluidi detersivi e bibite, non vengano versati all'interno dell'apparato.

10.RIPARAZIONI

Gli apparati Fosgate Audionics devono essere riparati da personale qualificato quando:

A. Oggetti sono caduti all'interno del telaio o quando del liquido è entrato

B. Quando l'apparato è stato esposto a pioggia

C. Quando l'apparato non sembra funzionare normalmente o quando esibisce un cambiamento di prestazioni o

D. Quando è caduto o il telaio è stato danneggiato

11.ASSISTENZA

L'utente non deve tentare di prestare assistenza all'apparato, se non per quanto esposto nelle istruzioni. Tutti gli altri interventi devono essere effettuati da un tecnico specializzato.

12.CARRELLI E STAND

L'apparato deve essere impiegato su carrelli o stand solo se questi sono sufficientemente solidi e stabili per la funzione a cui si vuole dedicarli.

La combinazione di carrello ed apparato deve essere mossa con cautela. Fermate e partenze improvvise, forze eccessive e superfici irregolari, possono ribaltare la combinazione carrello e apparato.

Fosgate Audionics

A DIVISION OF ROCKFORD CORPORATION

546 SOUTH ROCKFORD DRIVE

TEMPE, ARIZONA 85281 U.S.A.

1-866-777-7282

WWW.FOSGATE AUDIONICS.COM

MADE IN THE USA

This product is designed, developed and assembled in the USA by a dedicated group of American workers. The majority of the components used in the construction of this product are produced by American companies. However, due to the global nature of their manufacturing facilities and the electronics parts industry in general, some parts may be manufactured in other countries.